


Grade 3 Social Studies

RTI Triangle

**Grade 3
Social Studies**



Class Review

(Brownlie & King, 2000)

Learning in Safe Schools

Class Review Recording Form

Classroom Strengths

- Very social
- Enjoy working together
- Caring
- Active

Classroom Stretches

- Help staying focused
- Lack of parental commitment
- difficulty independently solving problems

Teacher:

Class: Grade 3

Goals

- Working with parents/ parental involvement
- Increase self regulation and problem solving

Decisions

- Contact resource teacher to introduce zones of regulation program
- send a classroom newsletter with a parental volunteer sign up.
- Brain breaks throughout the day

Individual Concerns

Medical

Mark-Allergy to almonds

Language

Jess- Dev. delay
Go- ESL

Learning

Keri-Modified
Zuri- gifted

Socio-Emotional

Lindset- dad just died
Kim- high anxiety

Jason- foster child

Other

Brian- behaviour
Ana- High level of absence

Goal Planning Template

Unit: Pioneers/Communities - Grade 3

Big Question: What is a community?

Big Ideas: Communities have changed over time.

PLOs

B1-changes in community over time

B2-Describe the importance of communities

B3-Identify cultural similarities and differences

D1-Compare ways in which needs and wants are met in communities

D2-Assess how technologies affects Individuals and communities

Ideas/ Concepts

Communities

Culture

Living

Technology

Questions

1. What is a community?
2. What are the wants and needs of a community?
3. What is a pioneer?
4. What is a pioneer community?
5. How is a pioneer community the same or different than my community?
6. How has daily life changed over time?

Extended Goals

6. Explain how technology has changed over time.
7. Would you want to live in pioneer days or today ? Why?

**All/
Most/
Few**

ALL

ALL

ALL

ALL

MOST

MOST

FEW

FEW

Modified Goal Planning Template

Course: Social Studies
modified goal

PLOs

B1-changes in community
over time



PLO(s) (grade Pre K-emergent)

-Identify objects and pictures
of a pioneer community.

Unit: Essential Question:
What is a community?

Ideas/ Concepts

What is a community?

Questions

1. -What is a community?
2. What are the wants and needs of a community?
3. What is a pioneer?
4. What is a pioneer community?

**All/
Most/
Few**

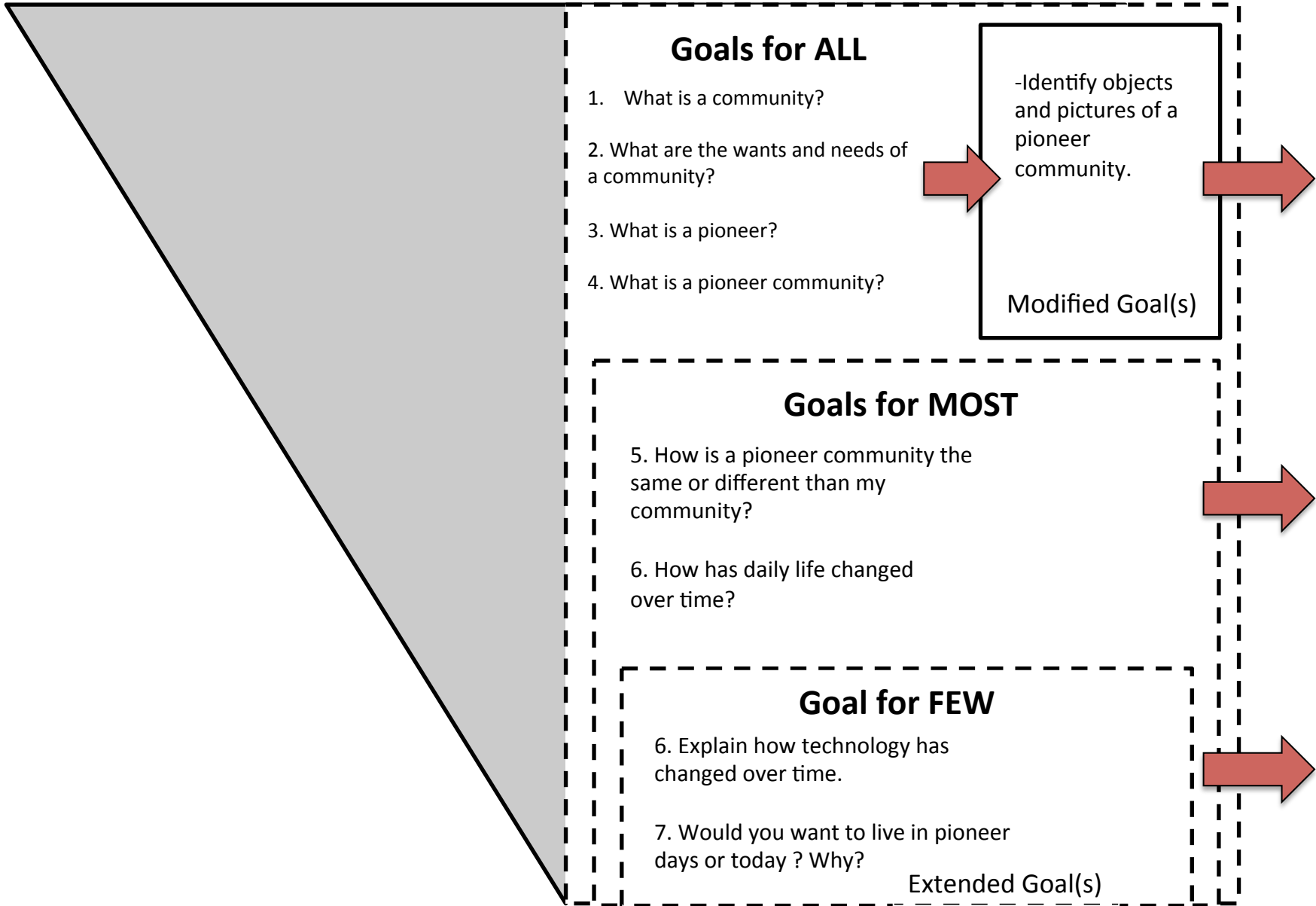
All

All

All

All

UDL Planning Triangle



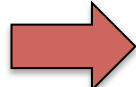
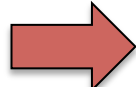
Inclusion Triangle

Grade 3:
Community/
Pioneers

Connect

Process

Transform &
Personalize



EVEN MORE Supports
(Modifications)

- Tactile materials
- Visuals
- Manipulatives
- Audio books

- Peer support (One-on-one)
- Graphic organizers

- Oral one-on-one assessment
- Oral examples
- Matching/ book

MORE Supports
(Adaptations)

- Picture books

- Simplify instructions
- Reduce number of concepts to be learned
- Small group work
- Alternative places to work

- Extra time

Supports for ALL
(UDL Strategies)

- Leveled texts
- Build prior knowledge

- Group work
- Artifacts (Concrete materials)
- Extend work
- Visuals, technology

- Show knowledge in different ways (Drama, written, visuals)
- Project based learning

Lesson Matrix

Class: Grade 3 Social Studies	Lesson Objective: What is a pioneer community?				
Lesson	All	Some	Few	Materials needed	Role of the EA
Connecting Activity	-Interactive read aloud: Read a book to class about a community	-When you hear something about community hold up your cards	-Make connections from your card to your life	-Book about community -Pictures for each group showing words (Travel, food, dress house, job)	-Help modified student to choose cards to hold up
Processing Activity	-Introduce 5 artifacts and have shoulder partner discussion about which category in community that would be and teach about each artifact	-Sort additional pictures of travel, dress, home, jobs, food into categories	-Add 2 or 3 more things to each categories (leveled/ alternative texts available)	-5 artifacts -5 categories -Additional pictures labeled with words of 5 categories -Leveled/ alternative text -Share additional texts and pictures	-Monitor shoulder partner discussion and help to share category
Transforming/ Personalizing Activity	-Draw and describe (orally) a pioneer community	-Draw and describe (written) your pioneer community	-Draw and write about a day in the life of a pioneer community	-11 X 17 paper -Markers -Pictures -Books -Exemplar	-Support student to draw and describe community (share out)